



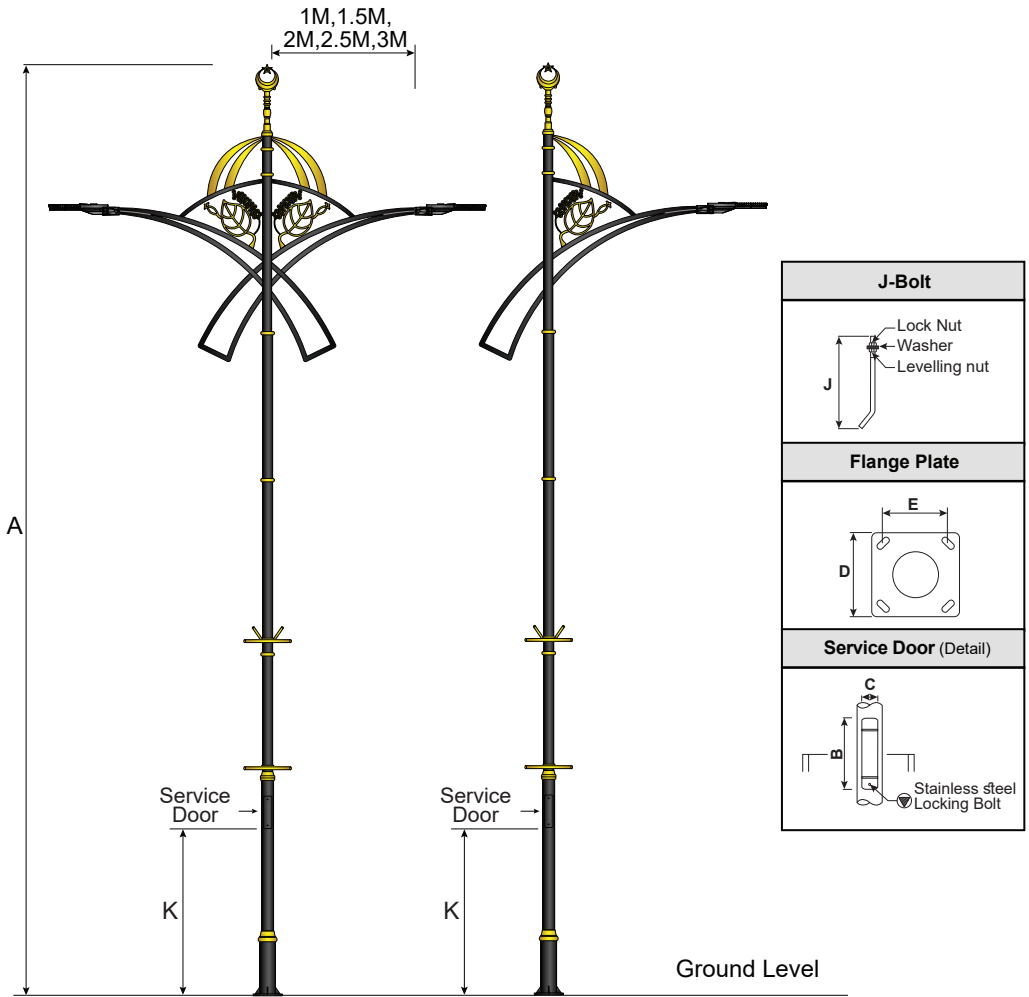
Decorative Pole

Application

Main road, small road, parking area, garden light.



Decorative Pole



| Height | Service Door | | Flange Plate | J-Bolt | Grd. Lvl. to Service Door |
|--------|--------------|-----|--------------|-------------|---------------------------|
| | A | B | C | D x E | J |
| Meter | MM | MM | MM | MM | MM |
| 8 | 450 | 120 | 300x220 | ø20x450 (L) | 610 |
| 9 | 450 | 120 | 300x220 | ø20x500 (L) | 610 |
| 10 | 450 | 120 | 350x260 | ø24x570 (L) | 610 (1800/2000 Optional) |
| 12 | 450 | 120 | 400x300 | ø24x570 (L) | 610 (1800/2000 Optional) |