

NEP SLB

Grey



IP66

220V
240V

CRI
>70



Features

Lumen Maintenance : L90 @ 60,000 hours
 Working Temperature : -40°C ~ 40°C
 Storage Temperature : -20°C ~ 80°C
 Power Factor : >0.95 at Full Load
 THD : <20% at Full Load
 IP Protection : IP66 Optical Compartment

Material

Casing : High Purity Extrusion Aluminium & Galvanized Steel with Polyester Epoxy Powder Coated Finishing
 Cover : Polycarbonate
 Dimming : (Optional) 0-10V / DALI / Timer

Advantages

- Durable, weatherproof and suitable for various mounting method.
- Modular based, great for varied mounting heights from 4m up to 10m height.

Application

Applicable for High Ceiling Corridor, Multipurpose Hall, Warehouse and Factories.

Certification

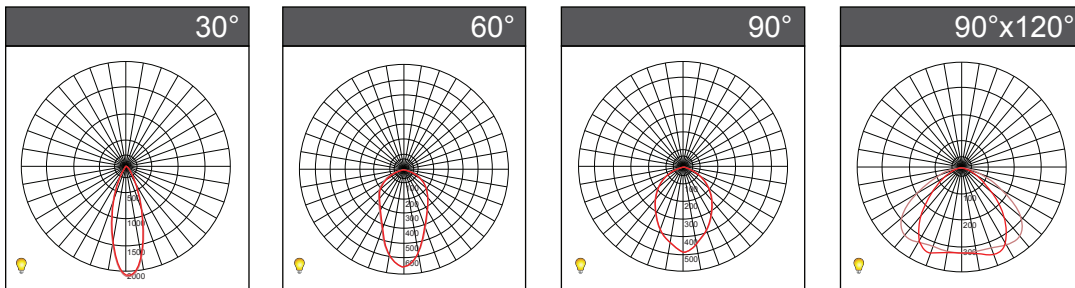
Compliance to LED Module: IEC62031.

Specifications


Model No.	Power	Input current	Weight	CCT	Efficacy	Lumen
OLE NEP SLB40	40W	0.17A	3.45kg	<3500K	147 lm/W	5880 lm
				4000K	154 lm/W	6160 lm
				5000K	154 lm/W	6160 lm
				6000K	153 lm/W	6120 lm
OLE NEP SLB60	60W	0.26A	3.45kg	<3500K	147 lm/W	8820 lm
				4000K	154 lm/W	9240 lm
				5000K	154 lm/W	9240 lm
				6000K	153 lm/W	9180 lm
OLE NEP SLB120	120W	0.50A	5.3kg	<3500K	147 lm/W	17640 lm
				4000K	154 lm/W	18480 lm
				5000K	154 lm/W	18480 lm
				6000K	153 lm/W	18360 lm
OLE NEP SLB180	180W	0.78A	6.75kg	<3500K	147 lm/W	26460 lm
				4000K	154 lm/W	27720 lm
				5000K	154 lm/W	27720 lm
				6000K	153 lm/W	27540 lm
OLE NEP SLB240	240W	1.04A	7.5kg	<3500K	147 lm/W	35280 lm
				4000K	154 lm/W	36960 lm
				5000K	154 lm/W	36960 lm
				6000K	153 lm/W	36720 lm

**Reported CCT and System Lumen may have a tolerance of +/-10%*

Photometric Data



Feature Diagram




Casing Material
High Purity Extrusion Aluminium
& Galvanized Steel with Polyester
Epoxy Powder Coating

LED Module
High Performance LED with
High Efficiency Lens



LED Module



Hinged Compartment for
Easy Installation and
Maintenance

Dimensions

OLE NEP SLB40	OLE NEP SLB60	OLE NEP SLB120
<p>Carton Size: (L)385x(W)345x(H)150</p>	<p>Carton Size: (L)385x(W)345x(H)150</p>	<p>Carton Size: (L)443x(W)296x(H)146</p>
OLE NEP SLB180	OLE NEP SLB240	
<p>Carton Size: (L)385x(W)480x(H)160</p>	<p>Carton Size: (L)515x(W)550x(H)160</p>	

*All Dimension in MM.